

ARTOPLLT




PATH | 1.13"

3W (125lm) | 12V | HK LED

FEATURES

- Square modern 12V LED L style path light for residential landscape environments. Most appropriate for lighting pathways, open areas, and low plantings with even, low-profile illumination. Perfect for residential pathways and general illumination.
- 3W integrated HKLED delivering 125 lumens of soft, pleasing light. 2700K, 3000K CCT.
- Wet Location Listed, IP67 standard.
- Machined from solid aircraft grade (6061-T6), corrosion-resistant aluminum, then anodized and powder coated to create a highly durable, marine grade finish.
- 360° vertical and 360° horizontal adjustment via unique swivel stem design.
- Mounting height options at 12" and 24".
- Every fixture tested end of line for water tightness and light quality.



Compact Modern L Style Path Light: ARTOPLLT-S1 in black

SPECIFICATIONS

Materials Solid billet 6061-T6 corrosion resistant aluminum with 316 stainless steel hardware.	Voltage 12V AC/DC. Requires remote step down transformer.	Optics Includes Solite Soft Focus lens for smooth, even distribution of light.
Finish Aluminum materials are first anodized and then powder coated for a robust, marine grade finish.	Wattage 3W HK LED delivering 125 lumens.	Mounting Mounts using 1/2"-14 NPS male fitting compatible with all HK Lighting mounting devices. Ships with extended 36" wiring leads with two Small (Blue) LightingShrink® connectors to ensure fast and watertight connections. (See page 4 for details)
	Light Engine Innovative HK LED light engine. CRI 90 Standard. 2700K, 3000K CCT.	Listings ETL Listed for Wet Location, IP67 Standard. RoHS Compliant.
	Dimming MLV or ELV Phase Control dimming.	

ORDERING GUIDE

EXAMPLE: ARTOPLLT-S1-012V03W-30-12-BK

MODEL	PHYSICAL OPTIONS	POWER		LIGHT		EXTENSION SIZE		MATERIAL/ FINISH			
ARTOPLLT 1.13" L Style Path Light Integrated HK LED	S1 Square, Single Light	012V		03W							
		VOLTAGE		WATTAGE		CCT		LENGTH			
		012V	12V AC	03W	3 Watt (125lm)	27	2700K	12	12"	BK	Aluminum Black
										BZ	Aluminum Bronze
						30	3000K	24	24" ¹		

¹ Recommend Stainless Steel 3-prong ground mount when using 24" extension length.

OPTIONAL ACCESSORIES (Not installed at time of order)

MOUNTING

GROUND MOUNT	
AMHCS-06	6" PVC Single Prong Spike (12V) ²
AMHCS-12	12" PVC Single Prong Spike (12V) ²
AMH02-06-BZ	6" Stainless Steel 3-Prong Spike (12V) Bronze
AMH02-12-BZ	12" Stainless Steel 3-Prong Spike (12V) Bronze
AJB-1	Brass In-ground Junction Box
CANOPY MOUNT	
ACM3-XX	4.75" Square Canopy Plate
ACM5-XX	5" Round Canopy Plate
SURFACE MOUNT	
ACMLJ-XX	2.7" Round Surface Box
ACB4.0-XX	4" Round Surface Box
ACB5.5-XX	5.5" Round Surface Box

² Due to the weight of the product, not recommended for use in soft soil.

• XX represents color option.


OUTDOOR MAGNETIC TRANSFORMERS (120V input/12VAC Output)

TRANSFORMERS (Go to [Accessories](#) for detailed specification)

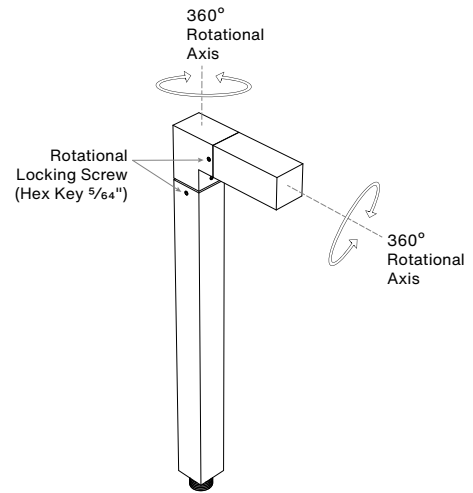
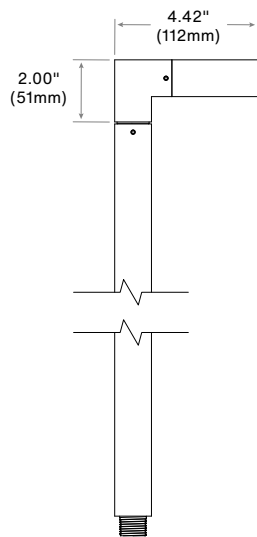
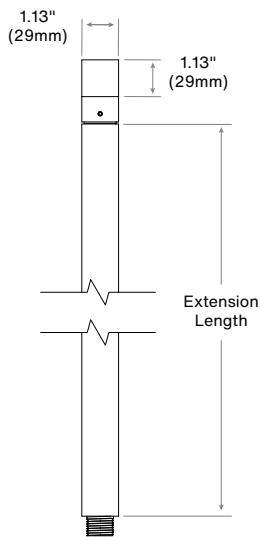
EXAMPLE: ATXM-150-OTR-SS

ATXM		OTR-SS			
MODEL		WATTAGE (VA)		PRIMARY VOLTAGE (VAC)	
ATXM	Stainless steel, wet location outdoor magnetic transformer Multitap 12-15VAC Output MLV Dimming	150	150 Watts	OTR-SS	120V Only
		300	300 Watts		

PRODUCT DRAWINGS



ARTOPLLT-S1
L Style - 12" Extension

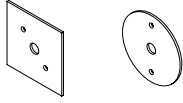


OPTIONS & ACCESSORIES

MOUNTING ACCESSORIES

Go to [Accessories](#) for options and full specifications.

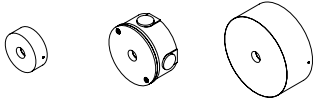
Canopy Mount:



ACM3

ACM5

Surface Mount Box:

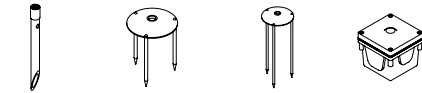


ACMLJ

ACB4.0

ACB5.5

Ground Mount:



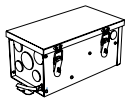
AMHCS

AMH02-06

AMH02-12

AJB-1

TRANSFORMER



Magnitude Otter™ Landscape Transformer Series
150W or 300W, 120V input, multi-tap output, with light sensor and surge protection.
(11.46" h x 6.132" w x 5.69" d)

ATXM-150-OTR-SS
ATXM-300-OTR-SS

WIRING

For more information visit: lightingshrink.com



ALSC-CR

LightingShrink® Crimper
HK Lighting requires use of the LightingShrink crimper system for product warranty.



LightingShrink® Connector Small (Blue) - 20 pack

ALSC-SM20



LightingShrink® Connector Medium (Yellow) - 20 pack

ALSC-MD20

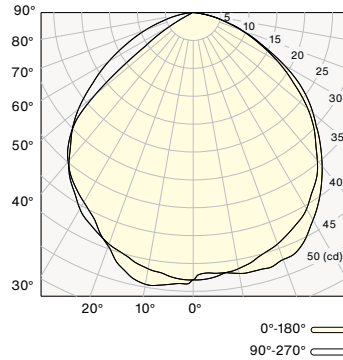
Notes:

PHOTOMETRY & ENERGY DATA

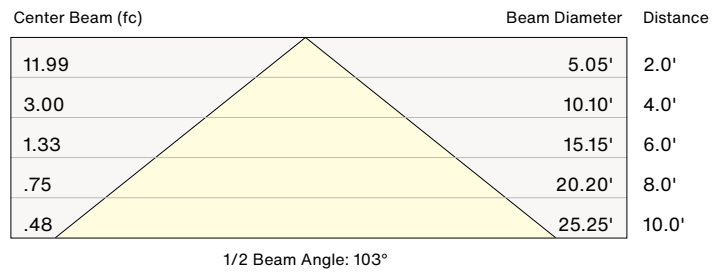
ARTOPLLT

Input Power	3.0W
Color Temperature (CCT)	3000K
Color Rendering Index (Ra)	80+
Beam Angle	103°
Max. Candlepower	50cd
Delivered Lumens	125lm
Efficacy	42lm/W

Polar Graph - Intensity



Cone of Light - Illuminance



WATTAGE MULTIPLIER

Wattage	Multiplier
3 Watt	1.00

CCT MULTIPLIER

Color Temp.	Multiplier
2700k	0.96
3000k	1.00